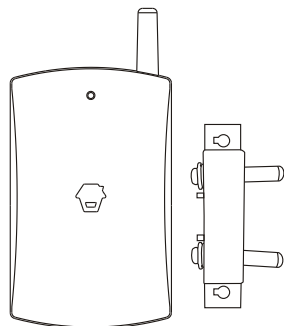


## Wireless Water Detector

# WI-200

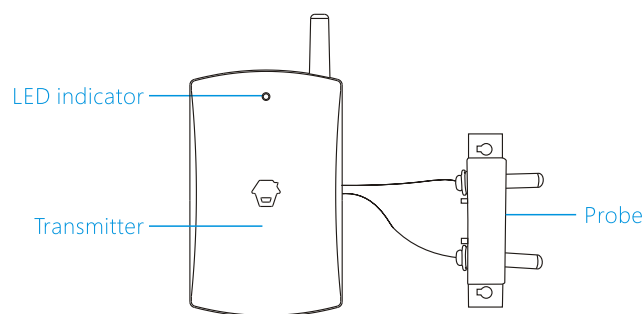
## User Manual



### Descriptions

This is a contact wireless water detector, which works based on the theory of liquid conductivity. The performance is reliable and the installation is easy. When the liquid reaches the two probes of the detector, it will send wireless signal to the control panel. It can be widely used in computer rooms, warehouses and any places need to be protected from water. Two pieces of AAA 1.5V LR03 batteries are included in the detector, which enables 12 months standby.

### Appearance

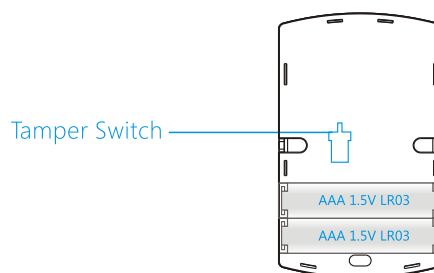


### LED Indication

Flash once: Liquid is detected, sending wireless signal to the control panel.

Flash once every two seconds: Low battery, please replace the battery immediately.

### PCB Layout



### Connect to the Control Panel

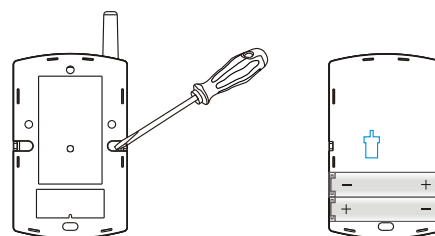
Make sure the control panel is under learning status, press the tamper switch or simulate an alarm case. When signal is received and one beep is heard, they are connected successfully.

### Installation

1. Remove the insulated strip, the detector will enter working mode.
2. Use screw to fix the probe horizontally on the detection site.
3. Use double-sided adhesive tape to fix the transmitter on the place where the liquid is unable to reach, and keep the antenna upward.

### Change Batteries

Take off the back case with screwdriver, replace the batteries with new ones according to the positive and negative marks.



### Specifications

Power Supply: DC 3V (AAA 1.5V LR03x 2 PCS)

Static current:  $\leq 29 \mu\text{A}$

Alarm current:  $\leq 22.2 \text{ mA}$

Transmitting distance:  $\leq 100\text{m}$  (in open area)

Radio Frequency: 315 MHz/433MHz ( $\pm 75\text{KHz}$ )

Housing material: ABS plastic

Operation condition:

Temperature:  $-10^{\circ}\text{C} \sim 55^{\circ}\text{C}$

Relative humidity:  $\leq 80\%$  (non-condensing)

Detector dimensions (L x W x H): 54X14.5X107mm

Probe dimensions (L x W x H): 64X13X31mm